

# Characteristics of Vulnerability - IHSS County Data Based on California's 2010 Budget Cut Proposal

Prepared by\*

Steven P. Wallace, PhD<sup>1</sup>; D. Imelda Padilla-Frausto, MPH<sup>2</sup>; Eva Durazo, MPH<sup>3</sup>; A.E. (Ted)  
Benjamin, PhD<sup>4</sup>



[www.healthpolicy.ucla.edu](http://www.healthpolicy.ucla.edu)

**February 2010**

- <sup>1</sup> Associate director of the UCLA Center for Health Policy Research and Professor of Community Health Sciences, UCLA School of Public Health.
- <sup>2</sup> Senior Research Associate, UCLA Center for Health Policy Research
- <sup>3</sup> Graduate Student Researcher, UCLA Center for Health Policy Research
- <sup>4</sup> Faculty Associate, UCLA Center for Health Policy Research and Professor, UCLA Department of Social Welfare, School of Public Affairs
- \* Authors listed in reverse alphabetical order

Supported by a grant from The SCAN Foundation, Long Beach, Calif. The SCAN Foundation is an independent nonprofit foundation dedicated to advancing the development of a sustainable continuum of quality care for seniors that integrates medical treatment and human services in the settings most appropriate to their needs and with the greatest likelihood of a healthy, independent life. The SCAN Foundation supports programs that stimulate public engagement, develop realistic public policy and financing options, and disseminate promising care models and technologies.



[www.thescanfoundation.org](http://www.thescanfoundation.org)

This project also includes a policy brief, “Budget Proposal Turns Clock Back 30 Years in Long Term Care Services for California Seniors,” that is available at [www.healthpolicy.ucla.edu/pubs/Publication.aspx?pubID=399](http://www.healthpolicy.ucla.edu/pubs/Publication.aspx?pubID=399)

The views expressed in this report are those of the authors and do not necessarily represent the UCLA Center for Health Policy Research or the Regents of the University of California.

Copyright 2009 The Regents of the University of California. All Rights Reserved.

The UCLA Center for Health Policy Research is affiliated with the UCLA School of Public Health and the UCLA School of Public Affairs.

Visit the center’s website at:

[www.healthpolicy.ucla.edu](http://www.healthpolicy.ucla.edu)

### **Percent of IHSS Recipients age 65 and over with Vulnerable Characteristics**

Statewide data are not readily available, but several counties provided data on the characteristics of older IHSS recipients who will lose all services under the governor's proposal (FIS score under 4).<sup>1</sup> In the nine counties providing data, 33% of older IHSS recipients live alone, 31.5% have some level of cognitive impairment, 82% can not shop for their own food without substantial help, and 49% are age 80 and older (see "9 California Counties" graph). These are characteristics that are commonly found to predict increased rates of institutionalization.<sup>2</sup>

### **Percent of IHSS Recipients age 65 and over with Vulnerable Characteristics Losing Services**

Additionally in the "9 California Counties" graph, among those older adult IHSS recipients with a cognitive impairment, 86.5% will lose all of their paid caregiver hours. Similarly, 94% of those living alone, along with 90.9% of those who are unable to shop for their own food without substantial assistance, and 89.9% of those aged 80 and over will lose all their hours.

### **Individual County Graphs**

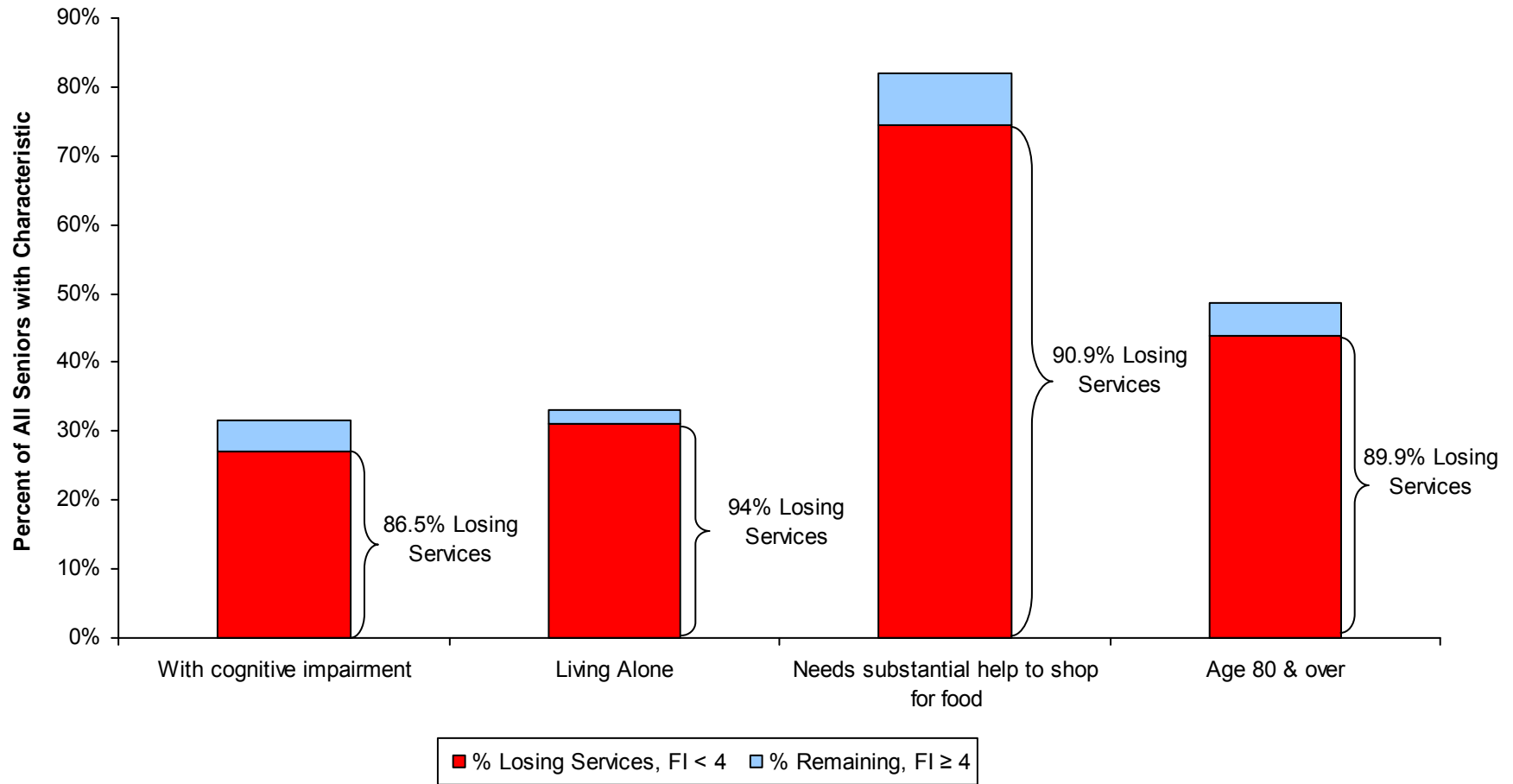
Data for the individual counties - Kings, Los Angeles, Sacramento, San Benito, San Diego, San Joaquin, Santa Clara, Stanislaus, and Ventura, are also provided in this document.

---

<sup>1</sup> Data provided by Kings, Los Angeles, Sacramento, San Benito, San Diego, San Joaquin, Santa Clara, Stanislaus and Ventura County Public Authorities, February 2010.

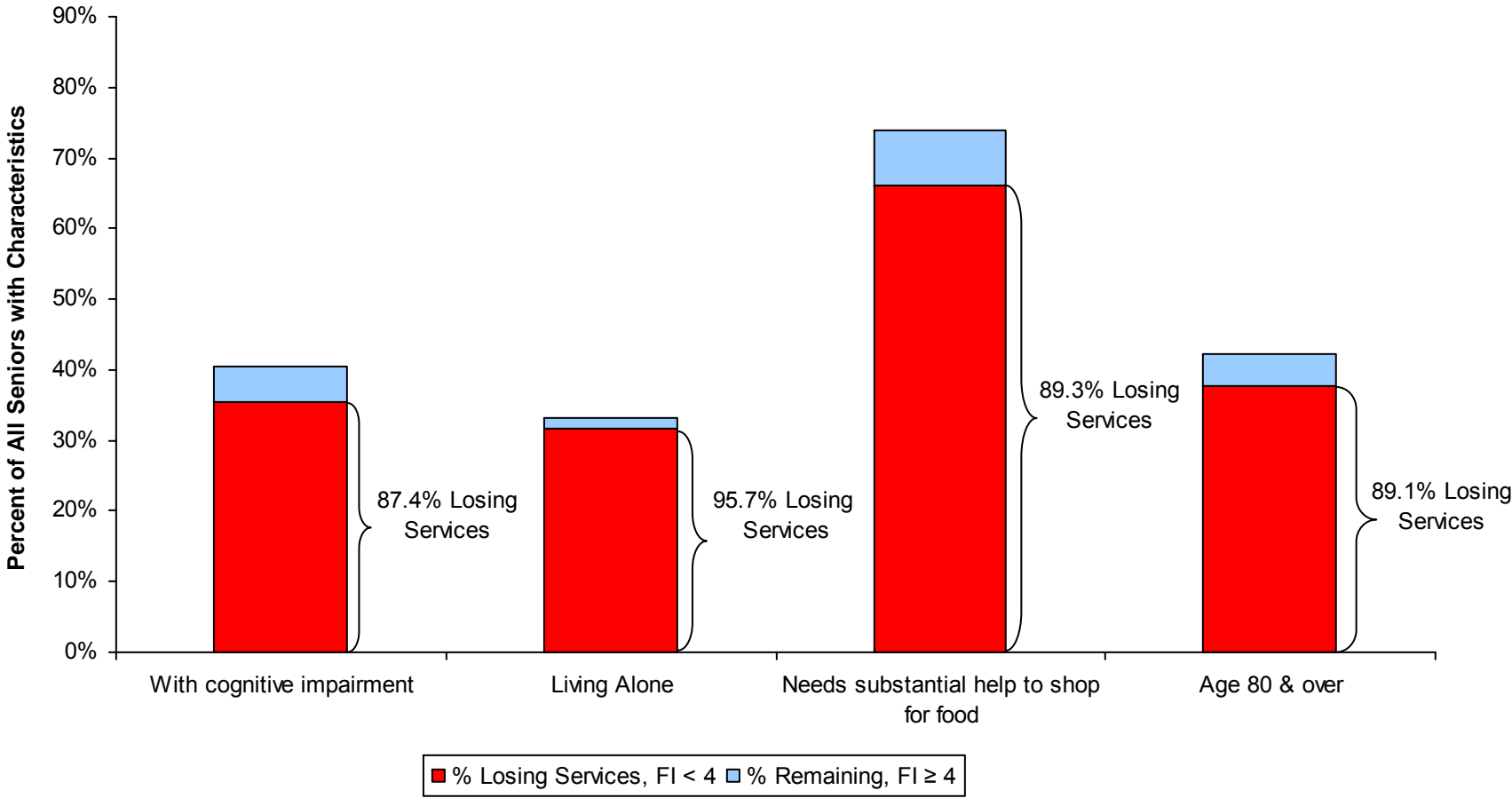
<sup>2</sup> Gaugler JE, Duval S, Anderson KA, Kane RL. Predicting nursing home admission in the U.S: a meta-analysis. *BMC Geriatrics* 2007, 7:13. doi:10.1186/1471-2318-7-13

## 9 California Counties - Percent of IHSS Recipients age 65+ with Vulnerable Characteristics and Percent Losing Services (186,082 Total Recipients age 65+)



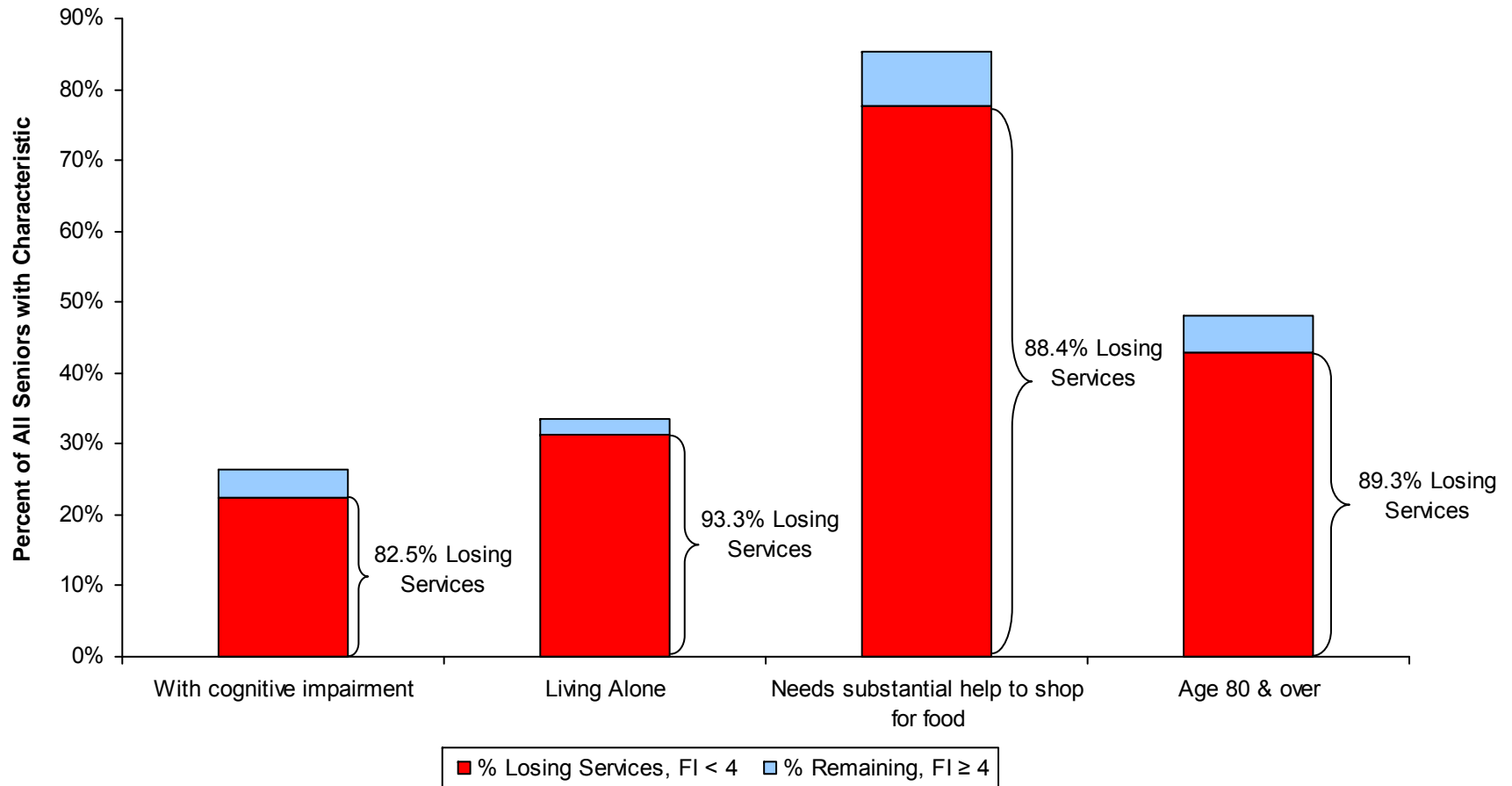
Data from Public Authority agencies in Kings, Los Angeles, Sacramento, San Benito, San Diego, San Joaquin, Santa Clara, Stanislaus, and Ventura counties.

# Kings County – Percent of IHSS Recipients age 65+ with Vulnerable Characteristics and Percent Losing Services (761 Total Recipients age 65+)



Data from Kings County Public Authority agency

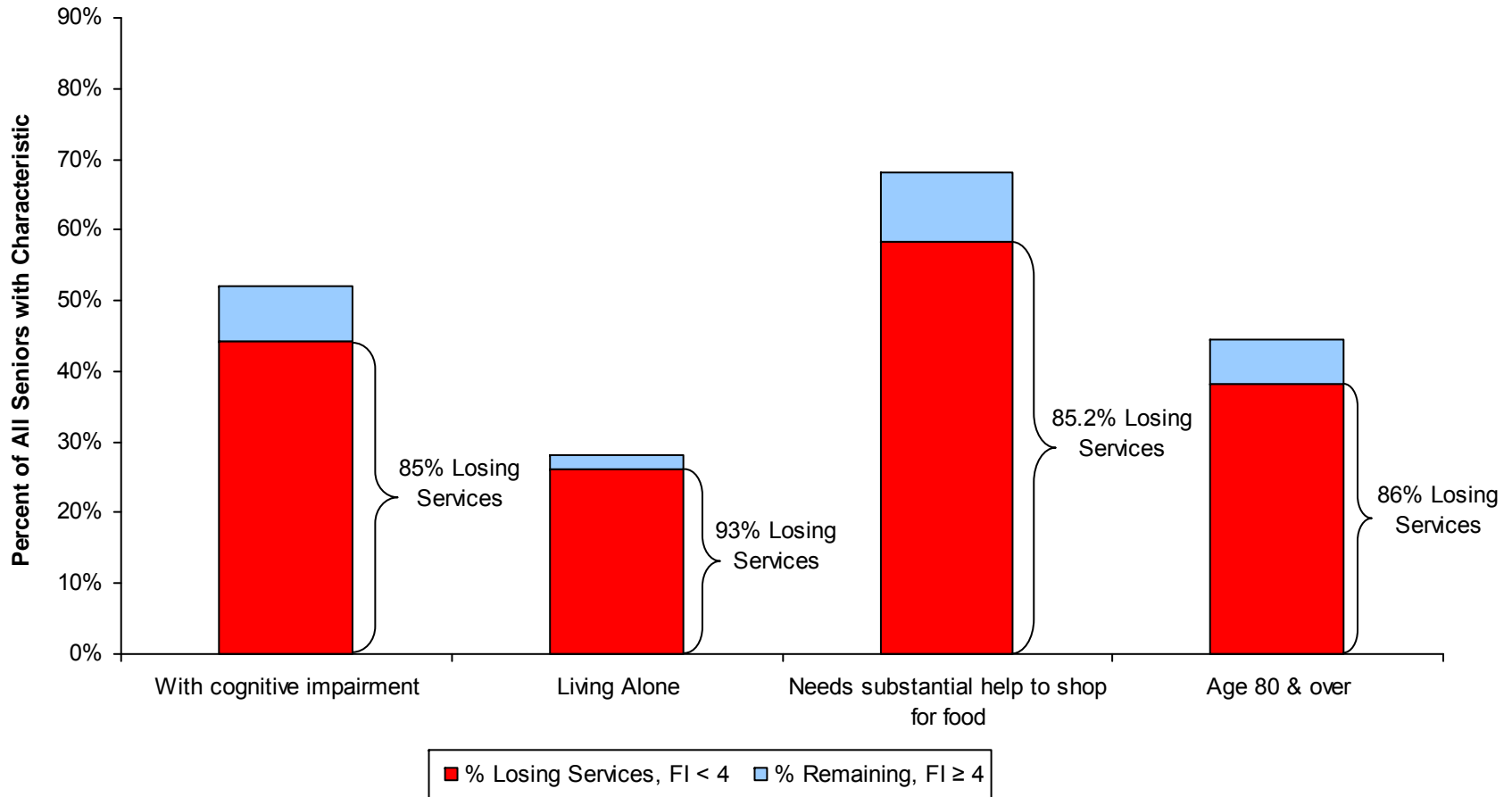
# Los Angeles County – Percent of IHSS Recipients age 65+ with Vulnerable Characteristics and Percent Losing Services (140,789 Total Recipients age 65+)



Data from Los Angeles County Department of Social Services

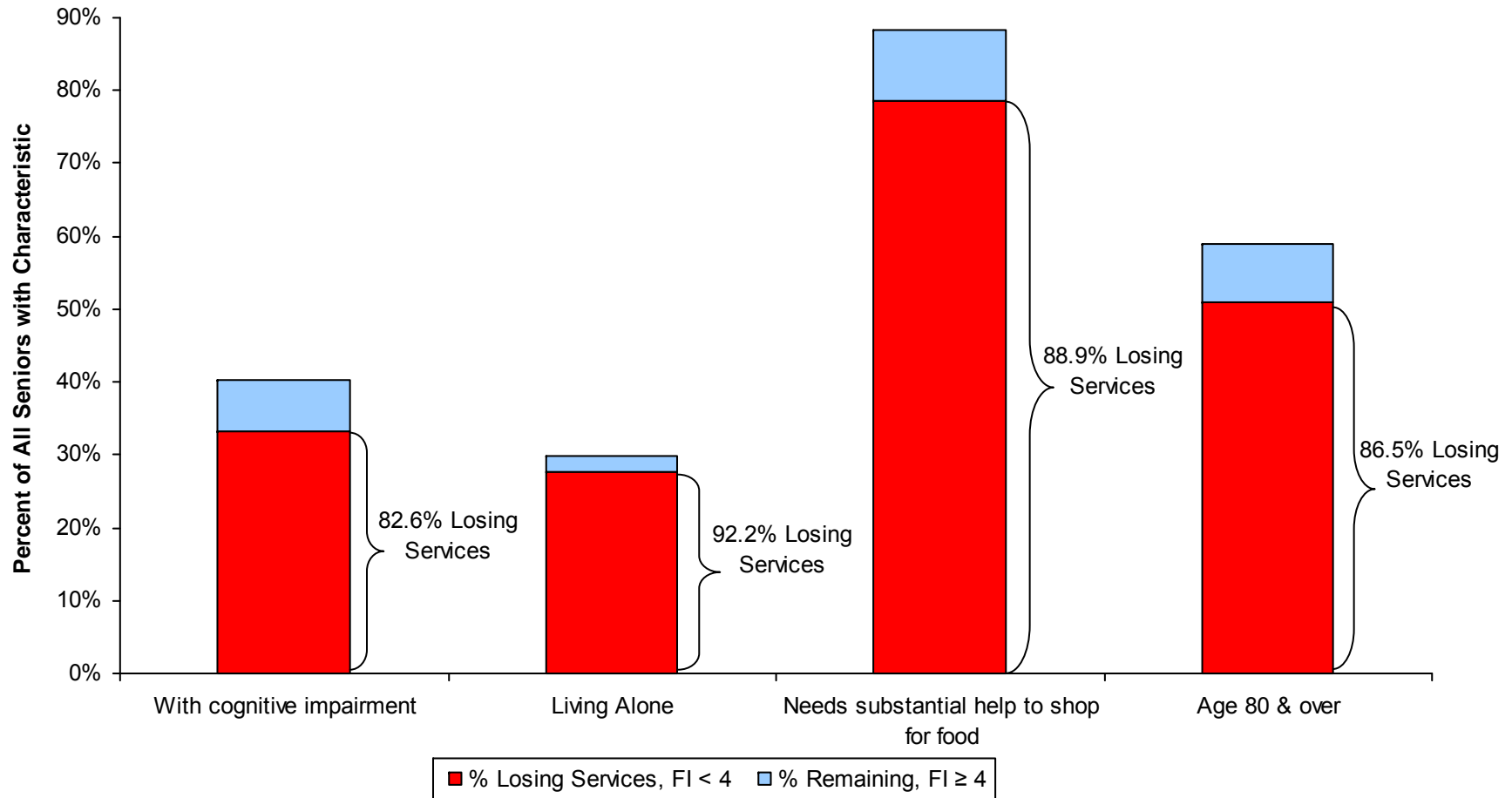
# Sacramento County - Percent of IHSS Recipients age 65+ with Vulnerable Characteristics and Percent Losing Services

(10,481 Total Recipients age 65+)



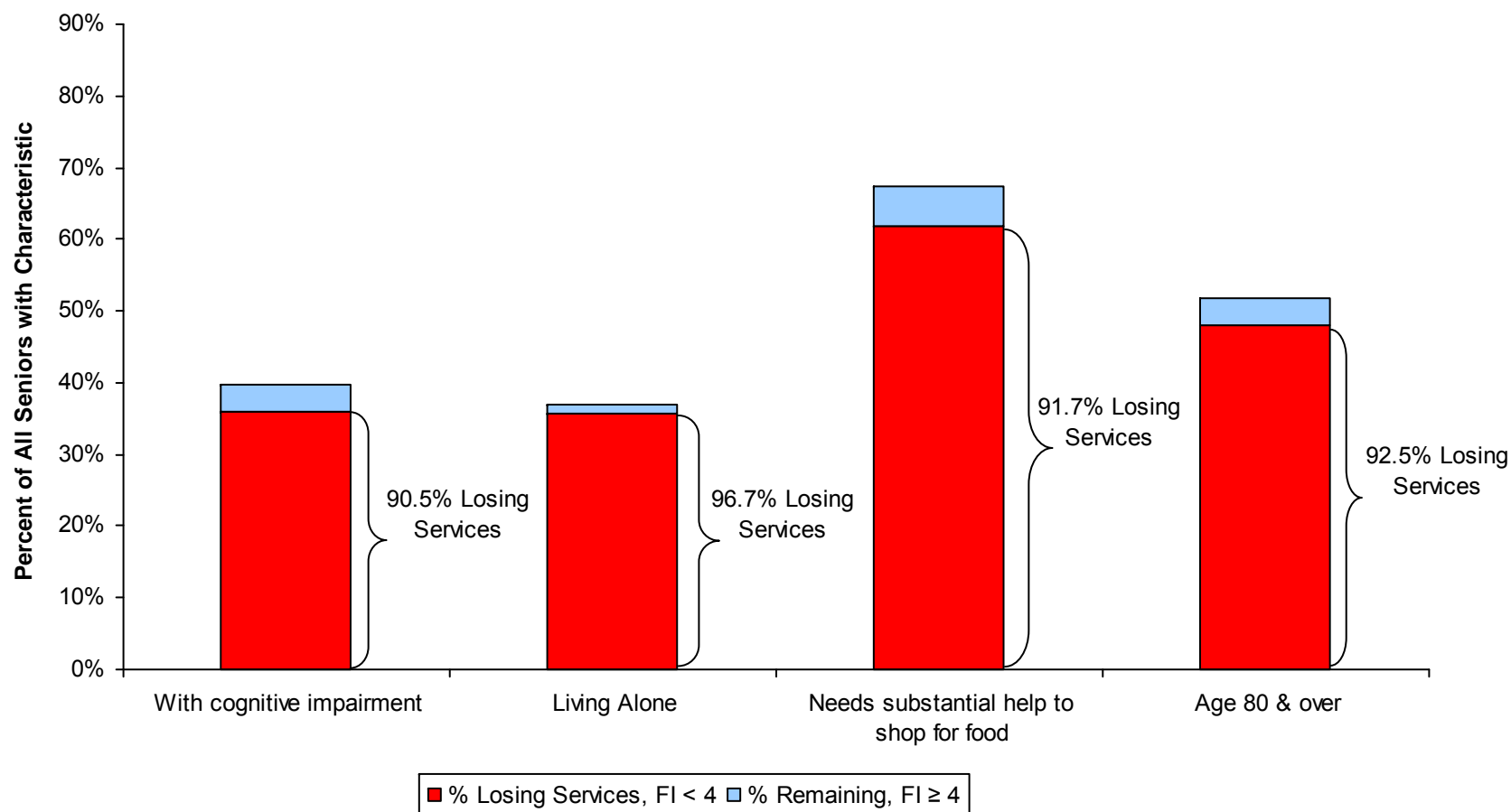
Data from Sacramento County Public Authority agency

# San Benito County – Percent of IHSS Recipients age 65+ with Vulnerable Characteristics and Percent Losing Services (214 Total Recipients age 65+)



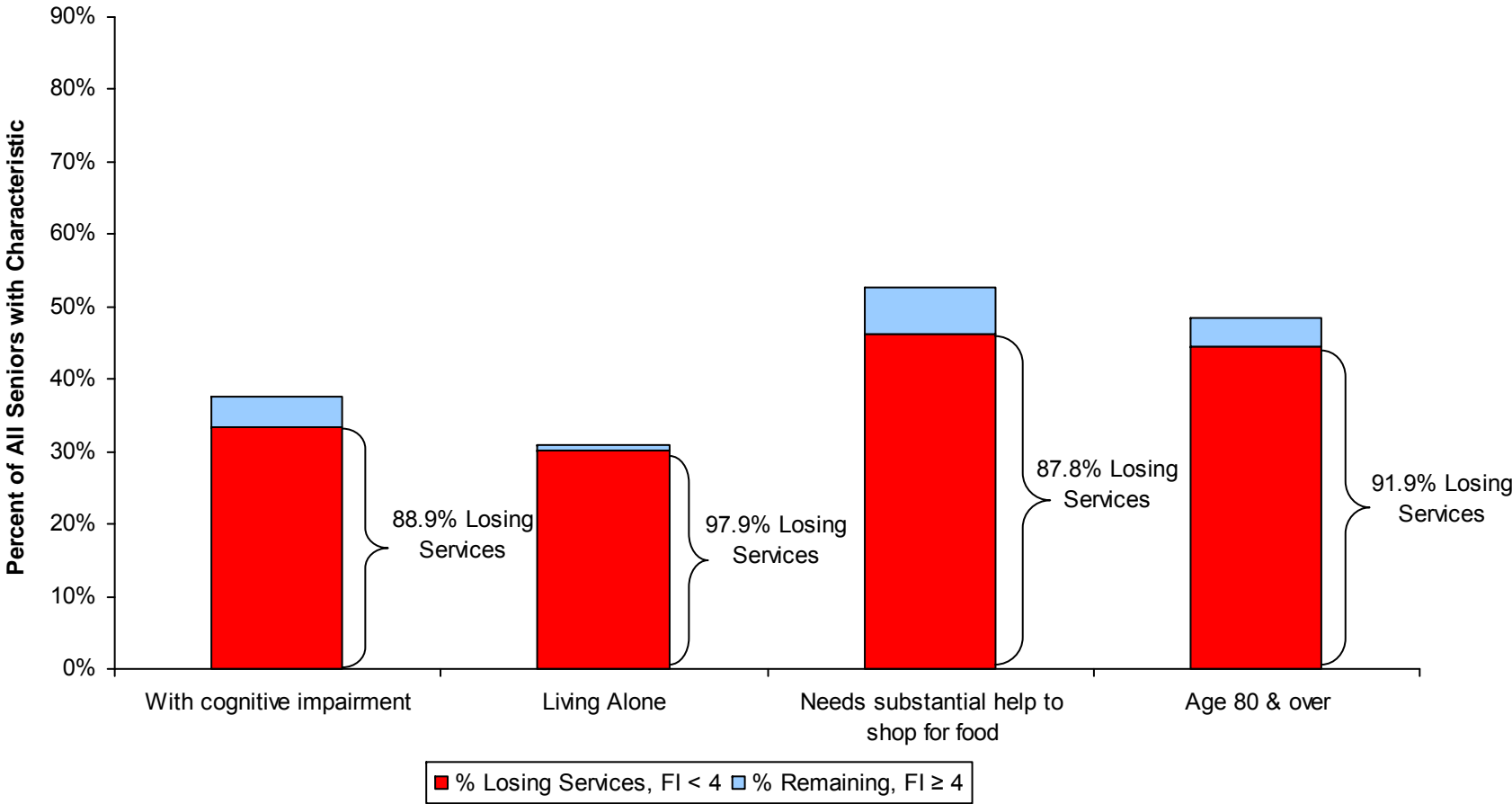
Data from San Benito County Public Authority agency

# San Diego County – Percent of IHSS Recipients age 65+ with Vulnerable Characteristics and Percent Losing Services (13,638 Total Recipients age 65+)



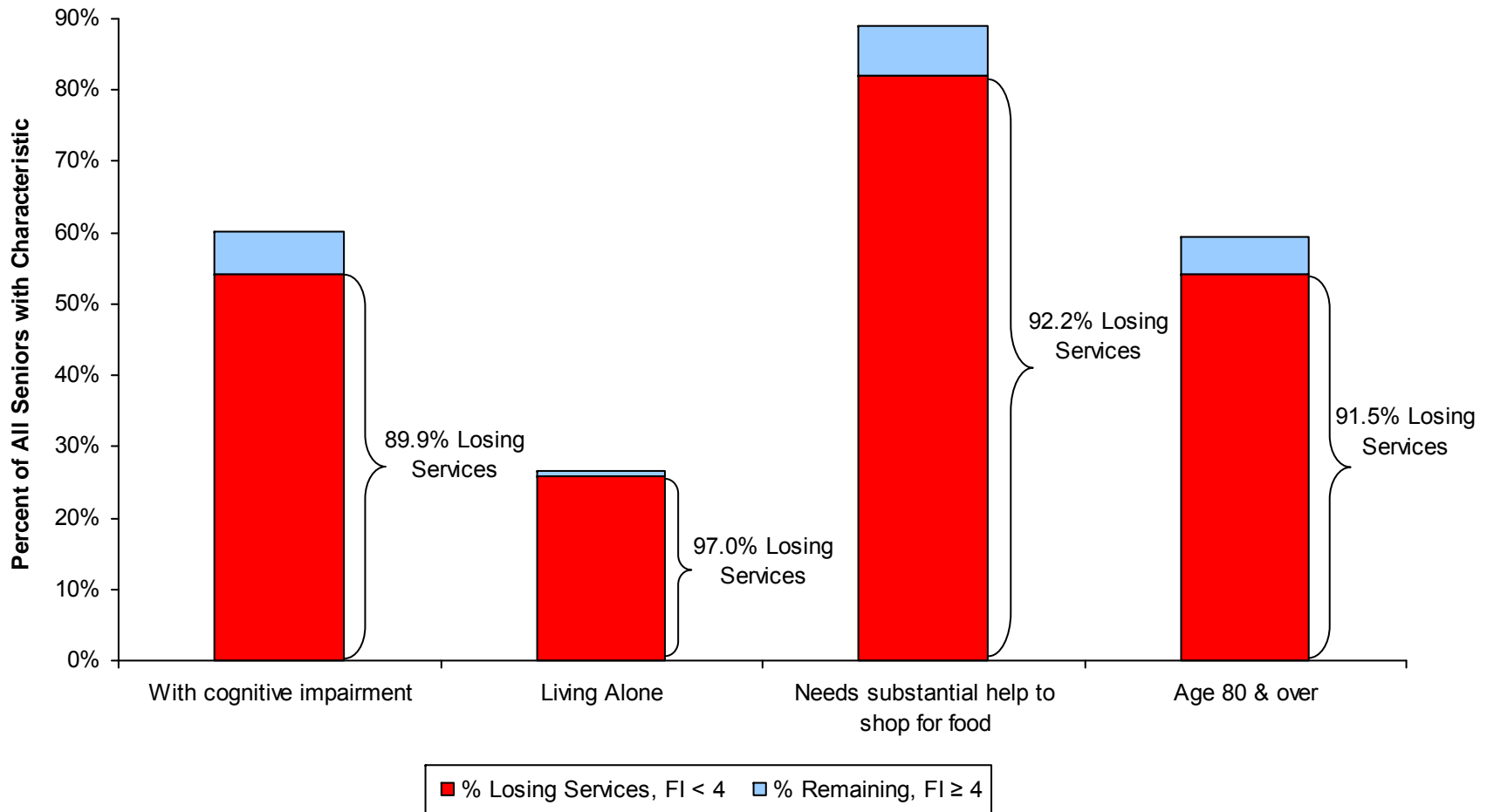
Data from San Diego County Public Authority agency

# San Joaquin County – Percent of IHSS Recipients age 65+ with Vulnerable Characteristics and Percent Losing Services (3,190 Total Recipients age 65+)



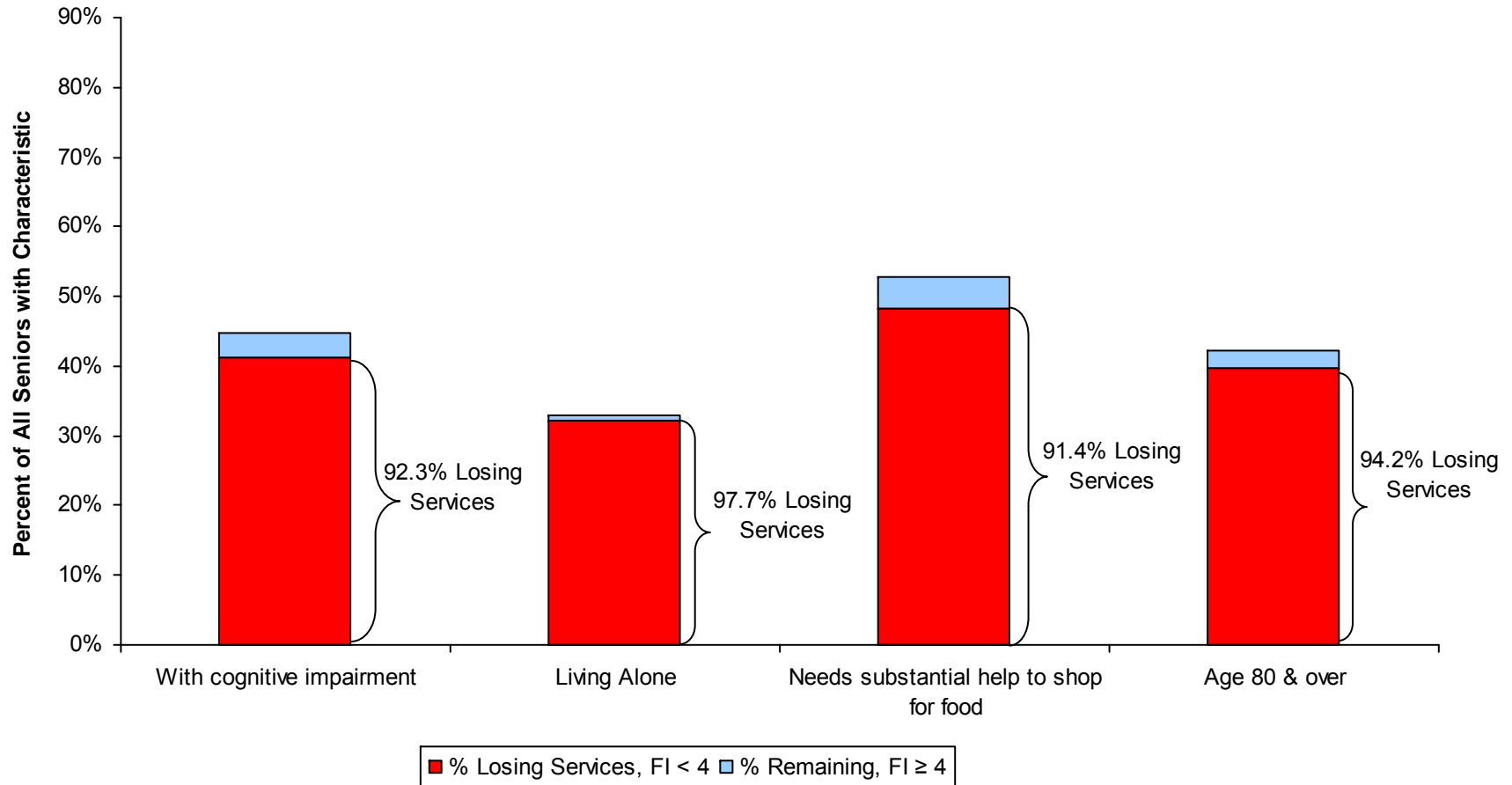
Data from San Joaquin County Public Authority agency

# Santa Clara County – Percent of IHSS Recipients age 65+ with Vulnerable Characteristics and Percent Losing Services (11,631 Total Recipients age 65+)



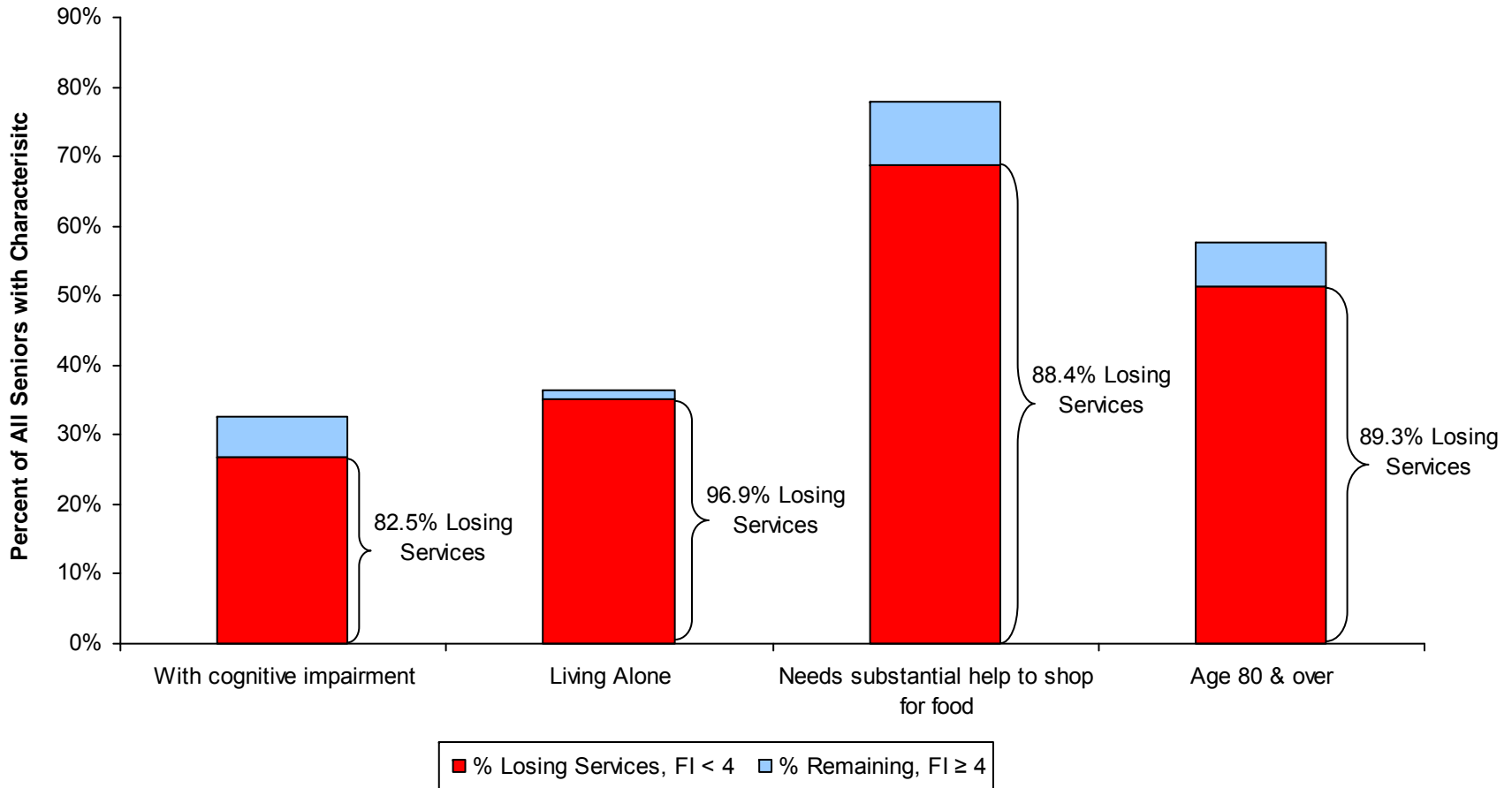
Data from Santa Clara County Public Authority agency

# Stanislaus County – Percent of IHSS Recipients age 65+ with Vulnerable Characteristics and Percent Losing Services (3,300 Total Recipients age 65+)



Data from Stanislaus County Public Authority agency

# Ventura County – Percent of IHSS Recipients age 65+ with Vulnerable Characteristics and Percent Losing Services (2,078 Total Recipients age 65+)



Data from Ventura County Public Authority agency

## Number and Percent of IHSS Recipients 65 and Over with Vulnerable Characteristics

County	Total recipients age 65+ #	With Cognitive Impairment		Living Alone		Needs substantial help to shop for food		Age 80 & over	
		#	%	#	%	#	%	#	%
Kings	761	309	40.6%	253	33.2%	562	73.9%	322	42.3%
LA County	140,789	36,969	26.3%	47,243	33.6%	120,058	85.3%	67,525	48.0%
Sacramento	10,481	5,450	52.0%	2,944	28.1%	7,151	68.2%	4,650	44.4%
San Benito	214	86	40.2%	64	29.9%	189	88.3%	126	58.9%
San Diego	13,638	5,405	39.6%	5,026	36.9%	9,201	67.5%	7,058	51.8%
San Joaquin	3,190	1,198	37.6%	982	30.8%	1,679	52.6%	1,544	48.4%
Santa Clara	11,631	7,000	60.2%	3,103	26.7%	10,359	89.1%	6,897	59.3%
Stanislaus	3,300	1,474	44.7%	1,087	32.9%	1,745	52.9%	1,391	42.2%
Ventura	2,078	679	32.7%	754	36.3%	1,616	77.8%	1,196	57.6%
<b>9 Counties</b>	<b>186,082</b>	<b>58,570</b>	<b>31.5%</b>	<b>61,456</b>	<b>33.0%</b>	<b>152,560</b>	<b>82.0%</b>	<b>90,709</b>	<b>48.7%</b>

Data from Public Authority agencies in Kings, Los Angeles, Sacramento, San Benito, San Diego, San Joaquin, Santa Clara, Stanislaus, and Ventura counties.